

## ALIGNMENT SHEET

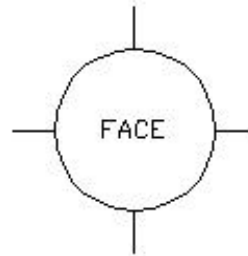
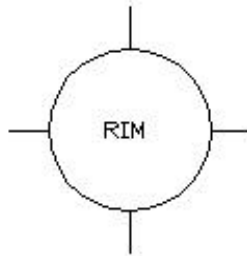
Shop Order No: \_\_\_\_\_ Engine /Compressor Serial No: \_\_\_\_\_  
 Customer: \_\_\_\_\_ Engine /Compressor Model: \_\_\_\_\_  
 Date: \_\_\_\_\_ Location: \_\_\_\_\_

READINGS TAKEN FROM ENGINE TO COMPRESSOR.

READINGS TAKEN FROM COMPRESSOR TO ENGINE.

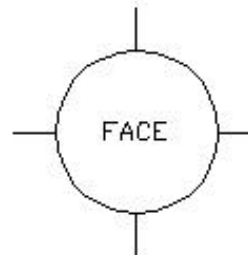
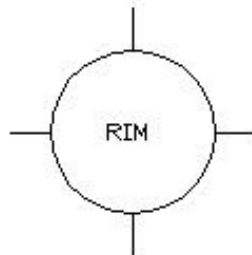
Reading #1

Conditions: \_\_\_\_\_



Reading #2

Conditions: \_\_\_\_\_



Engine Thrust: \_\_\_\_\_

Compressor Thrust: \_\_\_\_\_

Soft Foot			
1L		1R	
2L		2R	
3L		3R	
4L		4R	
5L		5R	
6L		6R	
7L		7R	
8L		8R	
9L		9R	

Remarks:

Signed: \_\_\_\_\_ Date: \_\_\_\_\_